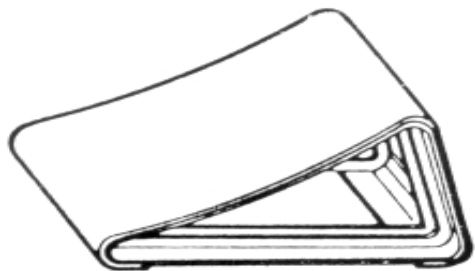


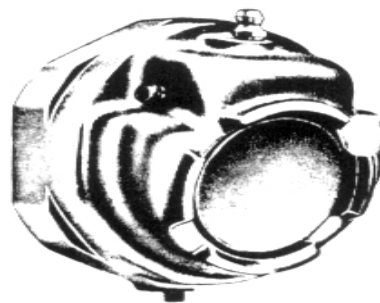


## SEZIONE I


**Accessori vari**  
**Rivestimenti cruscotto**  
**Rivestimenti interni vari**  
**Cruscotto**  
**Rivestimenti parabrezza**  
**Rivestimenti pedane**  
**Vari testata - fiancata**



**Art. 51.0015** Rif. Orig. 4669549  
CALZATOIA GRANDE 370



**Art. 51.0025**  
TAPPO SERBATOIO CARBURANTE



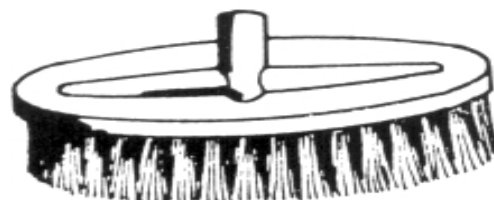
**Art. 51.0019**  
PORTATARGA ANTERIORE 350x120  
**Art. 51.0020**  
PORTATARGA POSTERIORE 500x120



**Art. 51.0022** Rif. Orig. 8479912  
PARASPRUZZI DX 471 380 MY WAY  
**Art. 51.0023** Rif. Orig. 8479911  
PARASPRUZZI SX 471 380 MY WAY



**Art. 51.0030**  
TRIANGOLO OMOLOGATO ECE R27




**Art. 51.0018**  
IDROSPAZZOLA



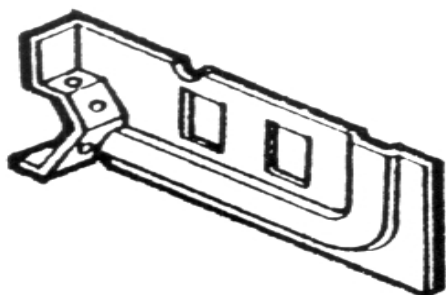
**Art. 51.0024**  
PANNO ANTIAPPANNANTE



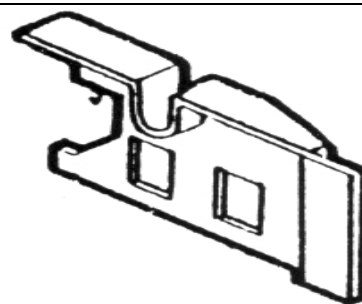
**Art. 51.0017**  
ASTA X IDROSPAZZOLA MT.1.8



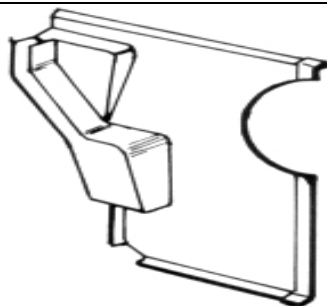
**Art. 51.0029**  
STROFINACCIO IN COTONE



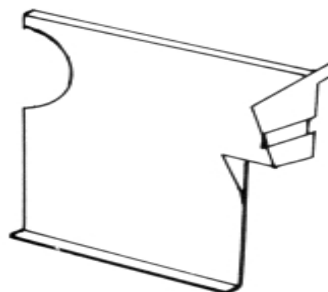
**Art. 59.0015** Rif. Orig. 8460895  
PANNELLO ARIA x CRUSCOTTO 370



**Art. 59.0016** Rif. Orig. 8460896  
PANNELLO ARIA x CRUSCOTTO 370



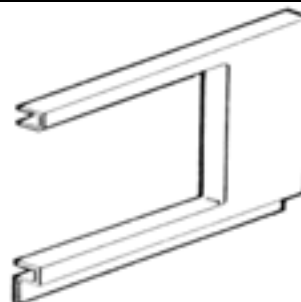
**Art. 59.0019** Rif. Orig. 8464025  
RIPARO CAVI CRUSCOTTO 370



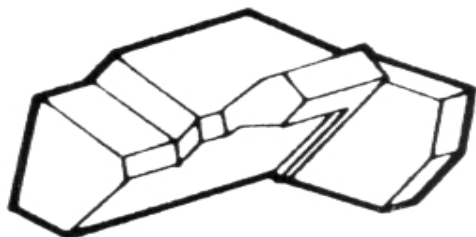
**Art. 59.0020** Rif. Orig. 8464024  
RIPARO DX CAVI CRUSCOTTO 370




**Art. 59.0027** Rif. Orig. 8460897  
RIVESTIMENTO CENTRALE CRUSCOTTO 370



**Art. 59.0021** Rif. Orig. 8459370  
PANNELLO CENTRALE CRUSCOTTO 370



**Art. 59.0043 Rif. Orig. 8466812**  
RIVESTIMENTO DX CRUSCOTTO 370



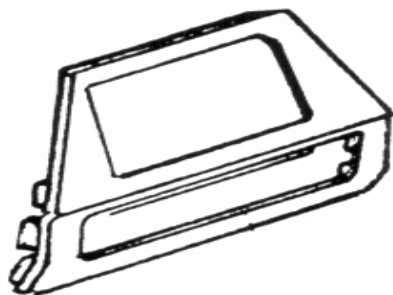
**Art. 59.0044 Rif. Orig. 8466810**  
RIVESTIMENTO CRUSCOTTO 370



**Art. 59.0052 Rif. Orig. 4687524**  
PLANCIA PORTA STRUMENTI 418



**Art. 59.0054 Rif. Orig. 4803326**  
RIVESTIMENTO SX CRUSCOTTO 370S



**Art. 59.0055 Rif. Orig. 4803327**  
RIVESTIMENTO CRUSCOTTO 370S



**Art. 59.0060 Rif. Orig. 4803336**  
RIVESTIMENTO DX CRUSCOTTO 370S



**Art. 59.0061 Rif. Orig. 4803337**  
RIVESTIMENTO SX CRUSCOTTO 370S



**Art. 59.0064 Rif. Orig. 4803338**  
RIVESTIMENTO CRUSCOTTO 370S



**Art. 59.0065 Rif. Orig. 4804185**  
RIVESTIMENTO CRUSCOTTO 370S



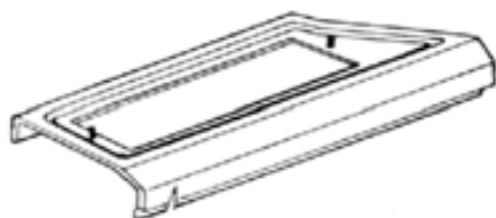
**Art. 59.0066 Rif. Orig. 4803339**  
RIVESTIMENTO CRUSCOTTO 370S



**Art. 59.0059 Rif. Orig. 4803335**  
RIVESTIMENTO CRUSCOTTO 370S



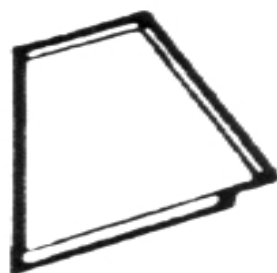
**Art. 59.0068 Rif. Orig. 4804183**  
SPORTELLO PLANCIA 370S



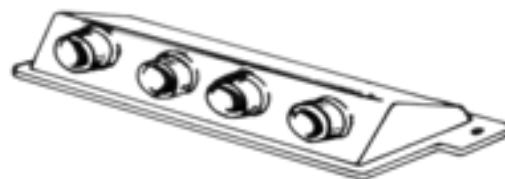
**Art. 59.0069 Rif. Orig. 4803325**  
RIVESTIMENTO CRUSCOTTO DX 370S



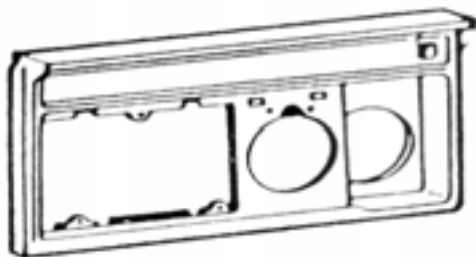
**Art. 59.0070 Rif. Orig. 4803329**  
COPERCHIO CRUSCOTTO 370S



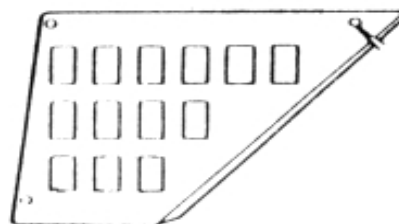
**Art. 59.0067 Rif. Orig. 4803328**  
RIVESTIMENTO INTERNO CRUSCOTTO 370S



**Art. 59.0071 Rif. Orig. 4857172**  
CONVOGLIATORE ARIA CRUSCOTTO 370S



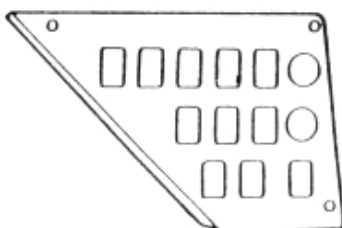
**Art. 59.0079 Rif. Orig. 4730105**  
PLANCIA STRUMENTI CENTRALE 37025



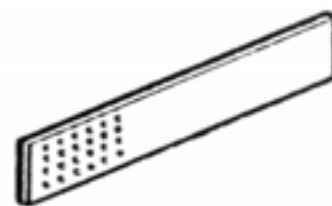
**Art. 59.0080 Rif. Orig. 4730107**  
PLANCIA STRUMENTI SX 370.25



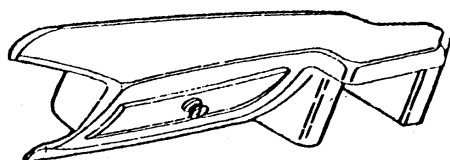
**Art. 59.0028 Rif. Orig. 8468876**  
RIPARO GIUNZIONE ELETTRICA  
370



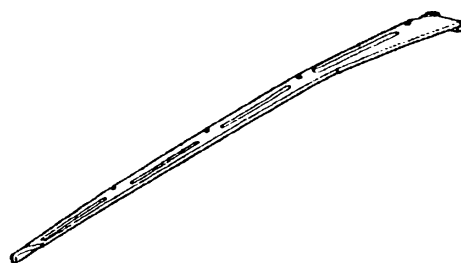
**Art. 59.0074 Rif. Orig. 4863600**  
PLANCIA STRUMENTI DX 370.25



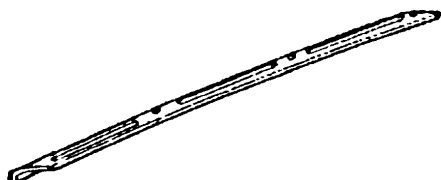
**Art. 11.0274 Rif. Orig. 8459383**  
GRIGLIA CENTRALE 370.12.26



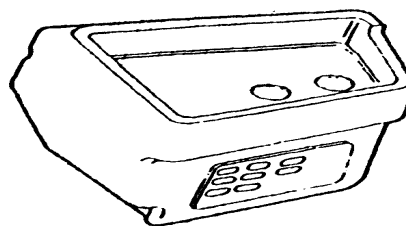
**Art. 59.0093 Rif. Orig. 93172605**  
RIVESTIMENTO PLANCIA DX 380



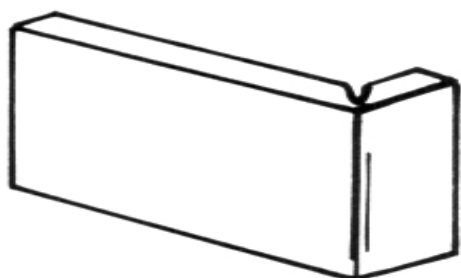
**Art. 59.0094 Rif. Orig. 93172590**  
RIVESTIMENTO DIFFUSORE SX CRUSCOTTO 380



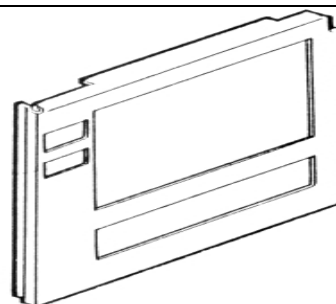
**Art. 59.0095 Rif. Orig. 93172591**  
RIVESTIMENTO DIFFUSORE DX CRUSCOTTO 380



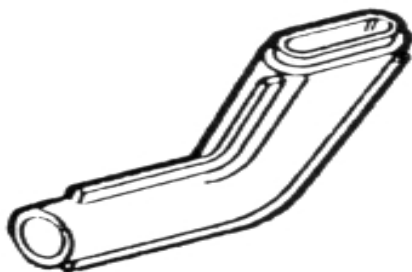
**Art. 59.0096 Rif. Orig. 93172606**  
MOBILETTO CENTRALE CRUSCOTTO 380



**Art. 57.0022** Rif. Orig. 8469993  
ANGOLARE COLLEGAMENTO TESTATA/CRUSCOTTO



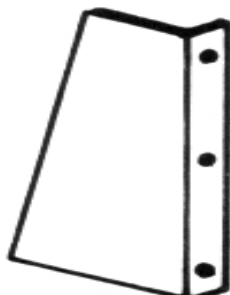
**Art. 57.0016** Rif. Orig. 8459369  
RIVESTIMENTO CENTRALE CROSCOTTO 370



**Art. 57.0020** Rif. Orig. 4709885  
ELEMENTO CRUSCOTTO 370



**Art. 57.0017** Rif. Orig. 4709886  
ELEMENTO CRUSCOTTO 370



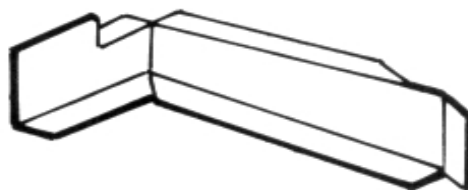
**Art. 57.0026** Rif. Orig. 4733799  
PIASTRA COLLEGAMENTO CRUSCOTTO 370R  
**Art. 57.0024** Rif. Orig. 4733798  
PIASTRA COLLEGAMENTO CRUSCOTTO 370R



**Art. 57.0027** Rif. Orig. 8469990  
ANGOLARE CRUSCOTTO 370



**Art. 57.0029 Rif. Orig. 8469991**  
ANGOLARE CRUSCOTTO INFERIORE 370R



**Art. 57.0030 Rif. Orig. 8470430**  
ELEMENTO CRUSCOTTO SUPERIORE 370R




**Art. 57.0032 Rif. Orig. 4739410**  
RIPARO LATERALE SX CRUSCOTTO 370R



**Art. 57.0034 Rif. Orig. 4742498**  
RIPARO DX CRUSCOTTO 370R



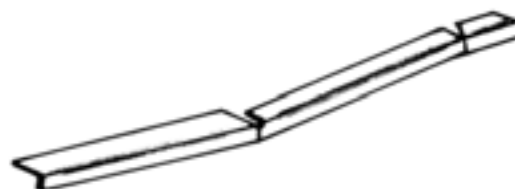
**Art. 57.0035 Rif. Orig. 4739408**  
RIPARO INFERIORE CRUSCOTTO 370



**Art. 57.0044 Rif. Orig. 4724502**  
PLANCIA STRUMENTI 370

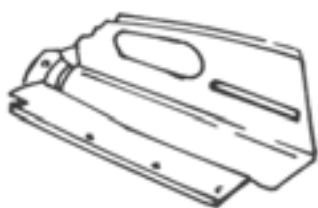


**Art. 57.0046**  
RIVESTIMENTO CRUSCOTTO 470

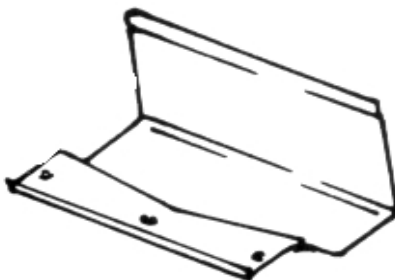


**Art. 57.0021 Rif. Orig. 4701010**  
ANGOLARE TESTATA ANTERIORE 370

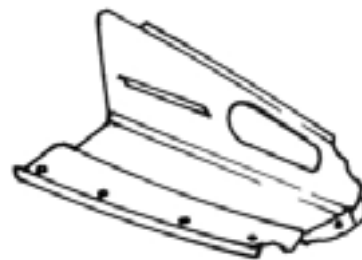




**Art. 59.0014 Rif. Orig. 8461583**  
RIVESTIMENTO ANTERIORE  
MARRONE SUPERIORE DX 370



**Art. 59.0022 Rif. Orig. 8461530**  
RIVESTIMENTO INTERNO  
MARRONE ANTER. SUPER. 370



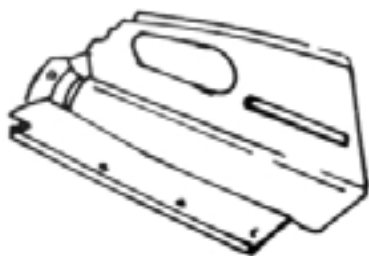
**Art. 59.0013 Rif. Orig. 8461584**  
RIVESTIMENTO ANTERIORE  
MARRONE SUPERIORE SX 370



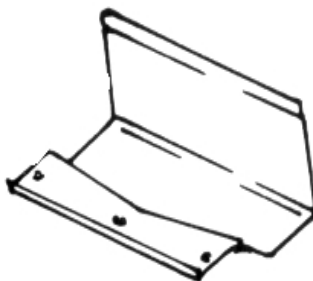
**Art. 59.0012 Rif. Orig. 8460880**  
COPRIMONTANTE DX MARRONE 370



**Art. 59.0081 Rif. Orig. 8460881**  
COPRIMONTANTE SX MARRONE 370



**Art. 59.0082 Rif. Orig. 8483388**  
RIVESTIMENTO INTERNO NERO  
SUPERIORE DX 370R



**Art. 59.0077 Rif. Orig. 8483392**  
RIVESTIMENTO NERO  
CENTRALE 370




**Art. 59.0083 Rif. Orig. 8483389**  
RIVESTIMENTO INTERNO  
SUPERIORE SX 370R



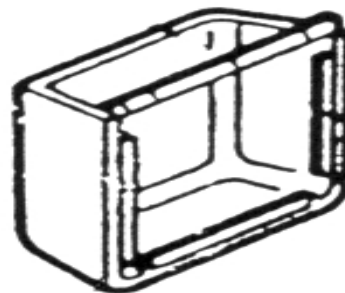
**Art. 59.0026 Rif. Orig. 8469932**  
RIVESTIMENTO MONTANTE PARABREZZA 370R



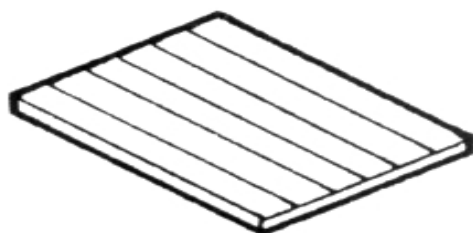
**Art. 59.0075 Rif. Orig. 8461515**  
RIVESTIMENTO CAPPELLIERA MARRONE 370




**Art. 59.0045 Rif. Orig. 8461581**  
PLANCIA ARIA LUCE 370



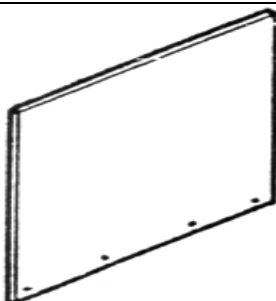
**Art. 59.0062 Rif. Orig. 4781059**  
CASSETTA X PLICHI 370




**Art. 59.0084 Rif. Orig. 8461275**  
RIVESTIMENTO ANTERIORE CENTRALE  
SOTTOTETTO 370



**Art. 59.0056 Rif. Orig. 8470496**  
RIVESTIEMNTO PORTA POSTERIORE DX 370



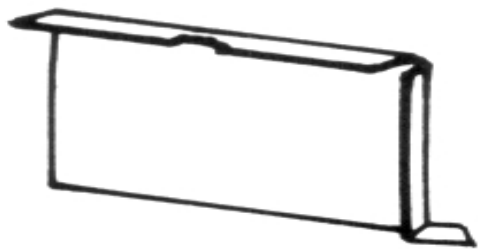
**Art. 59.0089 Rif. Orig. 8463732**  
PANNELLO INFERIORE PORTA ANTERIORE 370



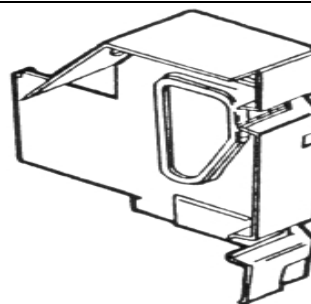
**Art. 56.0019 Rif. Orig. 8455769**  
RETE X CAPPELLIERA a MT.



**Art. 56.0020 Rif. Orig. 8475657**  
BOCCOLA X CAPPELLIERA PICCOLA 470  
**Art. 56.0021 Rif. Orig. 8475658**  
BOCCOLA X CAPPELLIERA GRANDE 470




**Art. 59.0010 Rif. Orig. 8463216**  
RIPARO VANO FENDI DX 370  
**Art. 59.0011 Rif. Orig. 8463217**  
RIPARO VANO FENDI SX 370



**Art. 59.0063 Rif. Orig. 8470806**  
RIVESTIMENTO PEDANA 370



**Art. 59.0072 Rif. Orig. 8470810**  
RIVESTIMENTO INFERIORE PEDANA ANTER. 370



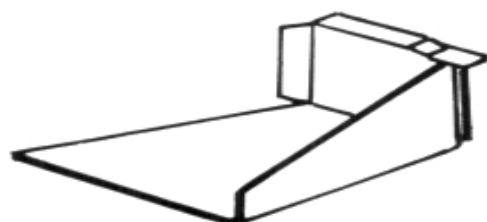
**Art. 59.0073 Rif. Orig. 8470498**  
RIVESTIEMNTO INFERIORE PEDANA POSTERIORE 370



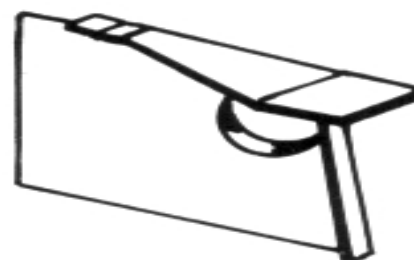
**Art. 57.0010 Rif. Orig. 8457081**  
RIVESTIMENTO TESTATA DX 370  
**Art. 57.0011 Rif. Orig. 8457082**  
RIVESTIMENTO TESTATA SX 370



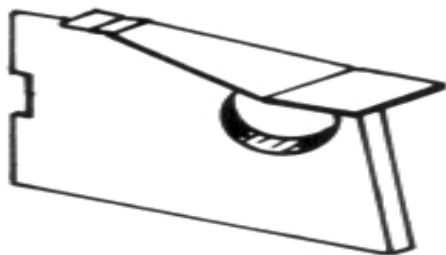
**Art. 57.0012 Rif. Orig. 4701011**  
RINFORZO SX TESTATA ANTERIORE 370R



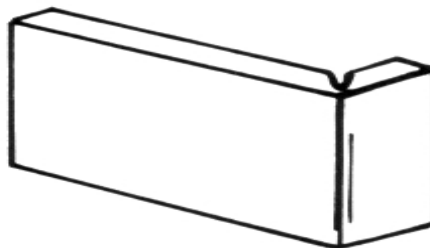
**Art. 57.0013 Rif. Orig. 8459236**  
ELEMENTO SX TESTATA 370



**Art. 57.0014 Rif. Orig. 4712731**  
ELEMENTO TESTATA 370



**Art. 57.0015** Rif. Orig. 4712195  
STAFFA TESTATA ANTERIORE 370



**Art. 57.0019** Rif. Orig. 4701009  
RINFORZO DX TESTATA ANTERIORE 370



**Art. 57.0031** Rif. Orig. 8470335  
ELEMENTO SCONTRINO 370R




**Art. 57.0033** Rif. Orig. 8469992  
ANGOLARE ORIZZONTALE COLLEGAMENTO 370R



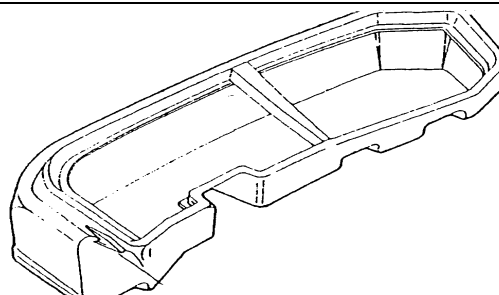
**Art. 57.0039** Rif. Orig. 4701012  
RINFORZO MONTANTE 370R



**Art. 57.0109**  
FIANCATA H= 800 L=11000  
**Art. 57.0113**  
FIANCATA H=1000 L=11000  
**Art. 57.0142**  
FIANCATA H=1000 L=3000



**Art. 19.0021**  
SPORTELLO SERBATOIO



**Art. 59.0092** Rif. Orig. 93172608  
RIVESTIMENTO PLANCIA SX 380